

# Indexer for Magento2

## Introduction:

Indexer for Magento2 extension can help to make better and smooth the indexing process of products in a magento site.


Huge online stores mostly face the problem of how slow product saving and data indexing .The more items there are in a database-the more item it will take for the system to save and add a new product. Indexer for Magento2 extension can help to make better and smooth the indexing process of products in a magento site.

With the help of this extension, you can upgrade the status of indexers in the index management section and then change their order to make the system start the indexing process with the outdated records from the beginning.

## Configuration:



Login to Admin: Admin → System → Index Management section

To update the index of any indexer just select it in the list and choose Update status on Valid in the dropdown list → click Submit



DASHBOARD  
SALES  
CATALOG  
CUSTOMERS  
MARKETING  
CONTENT  
REPORTS  
STORES  
FIND PARTNERS & EXTENSIONS

## Index Management

Search  2  admin

[Reset sort](#)

13 records found

<input type="checkbox"/>	Indexer	Description	Mode	Status	Updated
<input type="checkbox"/>	Design Config Grid	Rebuild design config grid index	UPDATE ON SAVE	READY	Jun 15, 2020, 5:59:56 AM
<input type="checkbox"/>	Customer Grid	Rebuild Customer grid index	UPDATE ON SAVE	READY	Jun 15, 2020, 6:00:02 AM
<input type="checkbox"/>	Category Products	Indexed category/products association	UPDATE ON SAVE	READY	Jun 11, 2020, 1:13:35 PM
<input type="checkbox"/>	Product Categories	Indexed product/categories association	UPDATE ON SAVE	READY	Jun 11, 2020, 1:13:36 PM
<input type="checkbox"/>	Catalog Rule Product	Indexed rule/product association	UPDATE ON SAVE	READY	Jun 11, 2020, 1:13:40 PM
<input type="checkbox"/>	Product EAV	Index product EAV	UPDATE ON SAVE	READY	Jun 11, 2020, 1:13:43 PM
<input type="checkbox"/>	Stock	Index stock	UPDATE ON SAVE	READY	Jun 11, 2020, 1:13:45 PM
<input type="checkbox"/>	Inventory	Inventory index (MSI)	UPDATE ON SAVE	READY	Jun 11, 2020, 1:13:46 PM
<input type="checkbox"/>	Catalog Product Rule	Indexed product/rule association	UPDATE ON SAVE	READY	Jun 11, 2020, 1:13:40 PM
<input type="checkbox"/>	Product Price	Index product prices	UPDATE ON SAVE	READY	Jun 11, 2020, 1:13:48 PM
<input type="checkbox"/>	Google Product Removal Feed	Removes products from Google Merchant Center	UPDATE BY SCHEDULE	READY	Jun 15, 2020, 6:00:06 AM
<input type="checkbox"/>	Google Product Feed	Sends product data to Google Merchant Center	UPDATE BY SCHEDULE	READY	Jun 15, 2020, 6:00:13 AM
<input type="checkbox"/>	Catalog Search	Rebuild Catalog product fulltext search index	UPDATE ON SAVE	READY	Jun 11, 2020, 1:13:54 PM

Copyright © 2020 Magento Commerce Inc. All rights reserved. Magento ver. 2.3.4  
[Privacy Policy](#) | [Report an Issue](#)

As soon as the selected indexers are updated their information will be reflected in the status column

✓ 1 indexer(s) are in "Invalid" status.

Actions

13 records found

<input type="checkbox"/>	Indexer	Description	Mode	Status	Updated
<input type="checkbox"/>	Design Config Grid	Rebuild design config grid index	UPDATE ON SAVE	REINDEX REQUIRED	Jun 15, 2020, 6:17:48 AM
<input type="checkbox"/>	Customer Grid	Rebuild Customer grid index	UPDATE ON SAVE	READY	Jun 15, 2020, 6:00:02 AM
<input type="checkbox"/>	Category Products	Indexed category/products association	UPDATE ON SAVE	READY	Jun 11, 2020, 1:13:35 PM
<input type="checkbox"/>	Product Categories	Indexed product/categories association	UPDATE ON SAVE	READY	Jun 11, 2020, 1:13:36 PM
<input type="checkbox"/>	Catalog Rule Product	Indexed rule/product association	UPDATE ON SAVE	READY	Jun 11, 2020, 1:13:40 PM
<input type="checkbox"/>	Product EAV	Index product EAV	UPDATE ON SAVE	READY	Jun 11, 2020, 1:13:43 PM
<input type="checkbox"/>	Stock	Index stock	UPDATE ON SAVE	READY	Jun 11, 2020, 1:13:45 PM
<input type="checkbox"/>	Inventory	Inventory index (MSI)	UPDATE ON SAVE	READY	Jun 11, 2020, 1:13:46 PM
<input type="checkbox"/>	Catalog Product Rule	Indexed product/rule association	UPDATE ON SAVE	READY	Jun 11, 2020, 1:13:40 PM
<input type="checkbox"/>	Product Price	Index product prices	UPDATE ON SAVE	READY	Jun 11, 2020, 1:13:48 PM
<input type="checkbox"/>	Google Product Removal Feed	Removes products from Google Merchant Center	UPDATE BY SCHEDULE	READY	Jun 15, 2020, 6:00:06 AM
<input type="checkbox"/>	Google Product Feed	Sends product data to Google Merchant Center	UPDATE BY SCHEDULE	READY	Jun 15, 2020, 6:00:13 AM
<input type="checkbox"/>	Catalog Search	Rebuild Catalog product fulltext search index	UPDATE ON SAVE	READY	Jun 11, 2020, 1:13:54 PM

To change the update order simply pick it with the mouse and drag into the new position in the list.

Index Management Reset sort

<input type="checkbox"/>	Product Categories	Indexed product/categories association	UPDATE ON SAVE	READY	Jun 11, 2020, 1:13:36 PM
<input type="checkbox"/>	Catalog Rule Product	Indexed rule/product association	UPDATE ON SAVE	READY	Jun 11, 2020, 1:13:40 PM
<input type="checkbox"/>	Product EAV	Index product EAV	UPDATE ON SAVE	READY	Jun 11, 2020, 1:13:43 PM
<input type="checkbox"/>	Stock	Index stock	UPDATE ON SAVE	READY	Jun 11, 2020, 1:13:45 PM
<input type="checkbox"/>	Inventory	Inventory index (MSI)	UPDATE ON SAVE	READY	Jun 11, 2020, 1:13:46 PM
<input type="checkbox"/>	Catalog Product Rule	Indexed product/rule association	UPDATE ON SAVE	READY	Jun 11, 2020, 1:13:40 PM
<input type="checkbox"/>	Product Price	Index product prices	UPDATE ON SAVE	READY	Jun 11, 2020, 1:13:48 PM
<input type="checkbox"/>	Google Product Removal Feed	Removes products from Google Merchant Center	UPDATE BY SCHEDULE	READY	Jun 15, 2020, 6:00:06 AM
<input type="checkbox"/>	Google Product Feed	Sends product data to Google Merchant Center	UPDATE BY SCHEDULE	READY	Jun 15, 2020, 6:00:13 AM
<input type="checkbox"/>	Catalog Search	Rebuild Catalog product fulltext search index	UPDATE ON SAVE	READY	Jun 11, 2020, 1:13:54 PM

← Pick the indexer and drag it manually into the new position.

The indexing process will start in accordance with the new order.

To revert back to the default settings just click the Reset Sort button.